


Unit 33

NORWEGIAN & NORTH AMERICAN STAMPS



SONS OF NORWAY

1455 West Lake Street
Minneapolis, MN 55408
www.sonsofnorway.com

UNIT 33: NORWEGIAN & NORTH AMERICAN STAMPS - YOUTH

INTRODUCTION

Stamp collecting is one of the most popular hobbies in the world. A study done in Norway in 1990 indicated that 19 percent of the world's population collect stamps. Many resources are available to get you started on your collection. See p. 2 for suggested sources.

Stamps are classified into several categories according to their intended use. The three main categories are:

► **Definitive Stamps** are printed in unlimited quantities for specific postal rates and are available for several years.

► **Commemorative Stamps** are printed in limited quantities and honor important people, events or special subjects of national appeal or significance.

► **Special Stamps** include issues that supplement the regular stamps, for example Christmas stamps and "LOVE" stamps.

Instructions

Begin by collecting Norwegian, U.S. and Canadian stamps. Check incoming mail, ask family and friends to save envelopes they receive in the mail and/or correspond with people in Norway, USA and Canada to help build your collection. Ask the people you correspond with to use interesting stamps, and ask long-time collectors if they will share some of their duplicates (extra stamps) with you.

► Set a minimum goal of 300 different stamps with good representation from all three countries.

► Organize your collection as it accumulates and protect the stamps so that they don't get damaged or lost. You may use what is called a stock book. It's an album with plastic or paper pockets on each page. Packets of 50 album pages and stamp hinges are readily available for purchase in coin/stamp shops, bookshops, hobby stores, etc. You may also use a three-ring binder and attach your stamps to heavy paper that is punched to fit the binder.


► Create a dictionary of terms that are unique to stamp collecting. Expand the dictionary as your collection grows.

ORGANIZING YOUR STAMP COLLECTION BY:

STAMP CATEGORIES

As your collection grows, you may want to organize your stamps using the major categories listed below:

- Definitive Stamps
- Commemorative Stamps
- Special Stamps



d. **Airmail Stamps**—Stamps for sending mail by air.

e. **Postage-Due Stamps**—Stamps indicating that insufficient postage has been affixed to the mailing piece.

f. **Official Stamps**—Stamps issued solely for the use of the government departments and officials.

g. **Semi-Postals**—Stamps sold at surcharge over postal value. The additional charge is for a special purpose. Usually recognized by the presence of two (often different) values, separated by a "+" sign, on a single stamp.

STAMP TOPICS

Or you may want to organize them by topic:
For example:

- | | |
|-----------------------------|--------------|
| a. animals | e. art |
| b. sports | f. heroes |
| c. events | g. monuments |
| d. presidents, royal family | |

Starting Your Collection

To Do:

***1.** a.) Pick one of the major categories, see page 1.

b.) Develop your collection to include 25 stamps from the United States, Canada and Norway in your chosen category - for a total of 75 stamps.

c.) Find out when these stamps were first issued and make a note of that in your album.

d.) Make copies of the album pages containing the 75 stamps.

e.) Attach the copies to your Report Form.

***2.** a.) Select a special topic. See page 1 for examples of topic ideas or identify another topic that is of special interest to you.

b.) Include at least 30 stamps from your selected special topic, representing each country in your collection, for a minimum total of 10 stamps per country.

c.) Determine when the stamps were issued and classify them according to whether they are definitive, commemorative or special stamps (see definitions, page 1).

d.) Make copies of the pages containing approximately 30 stamps.

e.) Attach the copies to your Report Form.

***3.** a.) Select one elective activity from page 2 and complete the requirements

***4.** a.) Fill out the Report Form (page 4), ask a lodge officer or designated person to sign as required. Be sure to include the following information:

- o photocopies of stamp album pages
- o elective activity requirements
- o Report Form
- o Evaluation Form

Elective Activities

***1.** a.) Select three commemorative stamps to represent the USA, Canada and Norway.

b.) Research the history of the stamps. Write a story about them (suggested length: one page).

c.) Present your report at your Sons of Norway lodge, in your school or in a community club, or submit your story to the local lodge newsletter for publication.

d.) Attach the story to the Report Form.

***2.** a.) Select three stamps to represent American, Canadian and Norwegian modern-day life, for example technology.

b.) Learn as much as you can about the topic and write a story about them (suggested length: one page).

c.) Present your report at your Sons of Norway lodge, in your school or community club, or submit your story to the local lodge newsletter for publication.

d.) Attach your story to the Report Form.

***3.** a.) Read magazines and books that will help you become a knowledgeable stamp collector.

b.) Join or form a club for collectors in your community. If possible, visit a stamp collectors' store or attend a stamp collectors' convention. (See page 3 for suggested resources.)

c.) Attach a brief report (suggested length: one page) about your activity.

***4.** a.) Meet with other stamp collectors and form a stamp collecting group.

b.) Meet monthly (minimum four times to qualify for Norwegian Cultural Skills program Youth Level) to exchange stamps and learn about other collections.

c.) Attach a brief report (suggested length: one single-spaced page) on your activity.

**SEND MATERIALS TO:
Cultural Skills Reports
Sons of Norway
1455 West Lake Street
Minneapolis, MN 55408**



Resources

Canada

National Philatelic Centre
Canada Post
75 St. Ninian St.
Antigonish, Nova Scotia,
Canada B2G 2R8
1 (800) 565-4362 from Canada & U.S.

The Stamp Travellers Club
Canada Post Corporation
Antigonish, Nova Scotia
Canada B2G 2R8

United States

U.S. Postal Service
Philatelic Sales Division
Box 449997
Kansas City, MO 64144-9997

Norway

Postens frimerketjeneste
Postboks 9350 Grønland
N - 0135 Oslo, Norway

Websites

Links good as of 4/30/04:

►American Philatelic Society

www.stamps.org

►Scandinavian Philatelic Society

www.scandps.org.uk/spslink.html#Norway

►The Royal Philatelic Society of Canada

www.sfu.ca/%7Edgronbec/cfpshome.htm



Unit 33: Norwegian and North American Stamps

I have completed the requirements in Norwegian and North American Stamps.

- I. I have established a stamp collection and I currently have _____ stamps
 From Norway _____ stamps
 From USA _____ stamps
 From Canada _____ stamps

II. Starting a general stamp collection

1. I chose the category (check one):

- | | |
|--|--|
| <input type="radio"/> definitive stamps | <input type="radio"/> commemorative stamps |
| <input type="radio"/> special stamps | <input type="radio"/> airmail stamps |
| <input type="radio"/> postage due stamps | <input type="radio"/> official stamps |
| <input type="radio"/> semi-postals | |

2. My special topic is

- | | | |
|-------------------------------|--|-----------------------------------|
| <input type="radio"/> animals | <input type="radio"/> art | <input type="radio"/> monuments |
| <input type="radio"/> sports | <input type="radio"/> Presidents/royalty | <input type="radio"/> Other _____ |
| <input type="radio"/> events | <input type="radio"/> heroes | _____ |

I am enclosing photocopies of my collection as specified

- III. I chose elective activity ☐ 1 ☐ 2 ☐ 3 ☐ 4 I have attached the required report.

I have shown my collection to the lodge officer or other designated person who has signed this form below.

Name: _____

Lodge Name: _____ Dist#: _____ Lodge#: _____

Mailing Address: _____ City: _____ State: _____ Zip: _____

E-mail address: _____ Home Telephone: (_____) _____

Sons of Norway Membership #: _____

Have you completed Cultural Skills categories before? Yes ☐ No ☐ If yes, please specify: _____

My signature (Applicant)

Date

Signature (Lodge Cultural Director/Social Director, Secretary or designated person)

Date

Complete Mailing Address (Lodge Cultural Director/Social Director or designated person)


Date

Signature (International Headquarters)

Date

Mail this form, photos copies and your report to:

**Sons of Norway
Cultural Skills Report
1455 West Lake St.
Minneapolis, MN 55408**



EVALUATION FORM

Please keep this original and make the necessary copies to complete your report.

CULTURAL SKILL COMPLETED: NORWEGIAN & NORTH AMERICAN STAMPS - YOUTH

INSTRUCTIONS: For each of the seven questions below, please check the box which fits your opinion most accurately. The choices are: **AGREE (A)**, **NUETRAL (B)**, and **DISAGREE (D)**. It would be helpful for improving the unit if you would also add your specific comments in the space provided.

	A	N	D
1. The instructions for this unit were easy to follow	<input type="checkbox"/>	<input type="checkbox"/>	<input type="checkbox"/>
2. The requirements for this unit were reasonable	<input type="checkbox"/>	<input type="checkbox"/>	<input type="checkbox"/>
3. There were enough varied choices for optional activities	<input type="checkbox"/>	<input type="checkbox"/>	<input type="checkbox"/>
4. There were enough instructions and guidelines for doing the activities	<input type="checkbox"/>	<input type="checkbox"/>	<input type="checkbox"/>
5. The unit provided interesting activities	<input type="checkbox"/>	<input type="checkbox"/>	<input type="checkbox"/>
6. The unit increased my understanding of Norwegian heritage	<input type="checkbox"/>	<input type="checkbox"/>	<input type="checkbox"/>
7. The unit promoted my involvement in the lodge	<input type="checkbox"/>	<input type="checkbox"/>	<input type="checkbox"/>

SPECIFIC COMMENTS: In the space below, please add other comments and suggestions you may have with respect to this unit. Your comments are confidential and in no way affect the awarding of your completed pin/bar.

Please send the Evaluation Form to:
Fraternal Department
Sons of Norway
1455 West Lake Street
Minneapolis, MN 55408